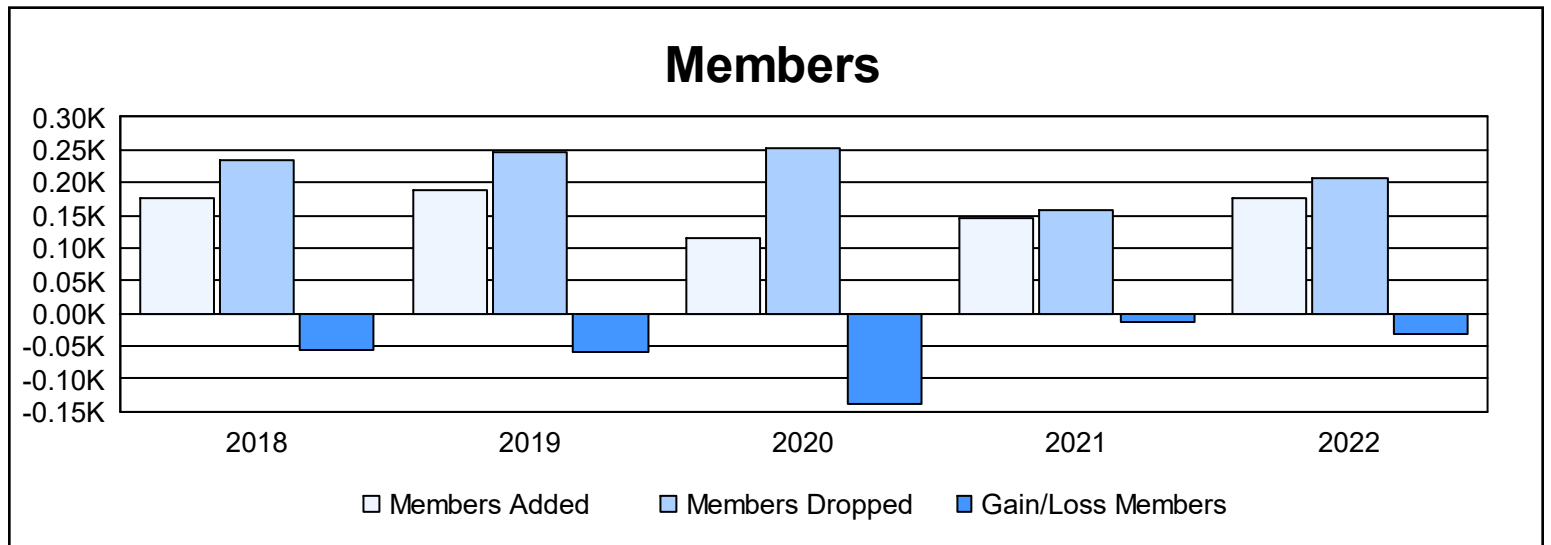
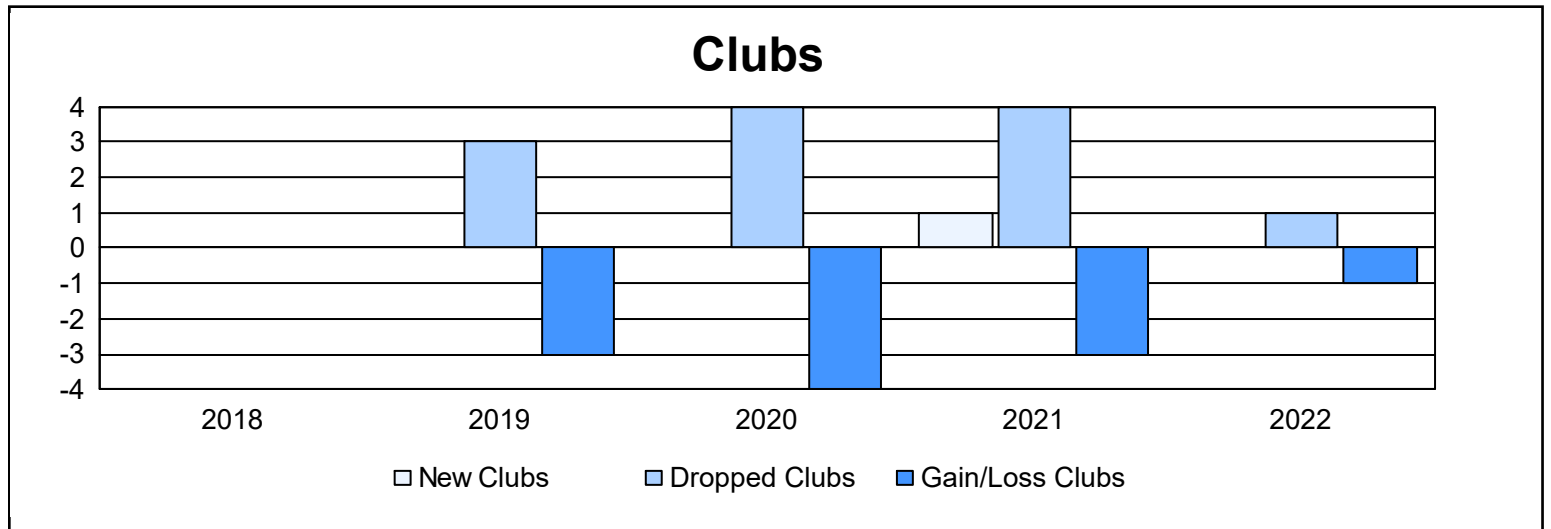
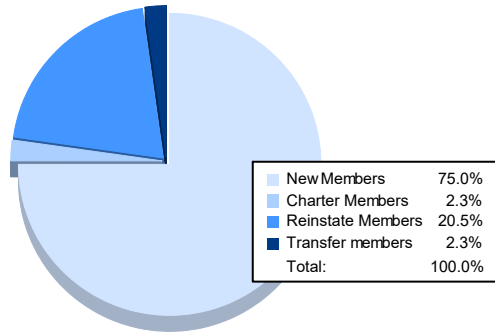


Year	New Clubs	Dropped Clubs	Gain/ Loss Clubs	New Members	Charter Members	Reinstate Members	Transfer Members	Total Member Added	Total Members Dropped	Gain/ Loss Members
2017-2018	0	0	0	159	1	16	1	177	233	-56
2018-2019	0	3	-3	142	6	19	20	187	245	-58
2019-2020	0	4	-4	81	4	17	14	116	253	-137
2020-2021	1	4	-3	70	28	35	12	145	157	-12
2021-2022	0	1	-1	132	4	36	4	176	206	-30
<b>Average</b>	<b>0</b>	<b>2</b>	<b>-2</b>	<b>117</b>	<b>9</b>	<b>25</b>	<b>10</b>	<b>160</b>	<b>219</b>	<b>-59</b>



### Membership Composition June 2022 Cumulative



### Gender Composition June 2022 Cumulative

